

# Goal of the Game

# 1

Take out your rivals and win the tournament. The icons and colors on the cards have a specific power which you have to pay attention to. First take out the player before you can take out the goalkeeper. If your goalkeeper is defeated, you're out of the game!



## How to play

1. Take the player cards (square cards) and choose your favorite team. Each team has 4 players and 1 Powercard (fan).



Fig.1

2. Place your team in a T-shape and the Powercard on the right side of the goalkeeper. (Fig. 1)

3. Take the playing cards and remove all coaches (9x), red card (1x) and sudden death (1x) from the draw pile. (Fig 2)



Fig. 2

4. Shuffle the draw pile. Give each team 5 random cards (faced down) and 1 coach (matching team). Keep all 6 cards in your hand. Remove the remaining Coaches out of the game.

5. Put the bonus coach, red card and sudden death card back in the draw pile. Put the draw pile on the table.

6. Now the game starts. First you draw one card from the draw pile and play one card. Turns go clockwise.



Fig. 3 (Setup example with 4 players)

# Team Cards

# 3

## Attack

Attack cards can only attack the players or the goalkeeper. Before attacking the goalkeeper, you must first defeat the players. ( )



Fig.4

## Defend

You can defend an attack card with a defend card for that player. If you can't defend it, you have to flip it over. (Fig .5)



Fig.5

An attack with multiple numbers can only attack one player, you have to choose one target. (Fig .4)

# 2

# Action Cards

# 4

## Action

There are 12 different action cards with unique abilities, 2 of each. You have to read the note on the card itself to understand the action/power of it.



Fig.6

## Offside

Blocks action cards ( ) including other offside cards. You can play them at any time during the game. (Fig. 6) Offside can't block attacks on players.

When 2 players are in Team Misery, and their player cards are attacked, both are defeated. If one defends, it counts for both teams.

Only an action card ( ) attack is not doubled, it's limited to one person.

# Other Cards

# 5

## Super Cards

### Penalties

Everyone can shoot one Mad Balls card at one chosen team. The initiator starts with the amount of Mad Balls indicated on the Penalty card. Then the other teams can use a Mad Balls card. Turns go clockwise. If you don't have a Mad Balls card, you skip your turn. The penalties stop when the initiators' turn comes again. He can use one more Mad Balls card.

### Mad Balls

Mad Balls cards have no power without a Bribe or Penalty card. Mad Balls can destroy teamcards (1 Ball per player) and the goalkeeper. Balls can only be defended with a Coach, which defends all Balls.

### Bribe

Only the player with this card can play a Mad Ball card.

### Disaster Cards

Slippery (2), Injury (6) & Fireworks (10) Destroy all teamcards incl. your own.



## Special Cards

The Red and Gold cards can't be defended. The Red cards have to be played **immediately**.



## The Coach

This card can block any attack, action or super cards. Every player gets one at the beginning of the game.



## RULEBOOK

# Important Notes

# 6

- Powercards can only be used once when its your turn. Next to this card you can play another card. Take over and deflect can always be used as response.




- **Comeback:** only the goalkeeper is allowed to come back.

- After **sudden death**, you draw 2 cards and play at least 1 card.

- A Penalty card can't be used as a Mad Ball card.

- When the draw pile runs out, shuffle the discard pile and place it as the new draw pile.
















- A defend card can only be used as a response to an attack.

- You can attack the Goalkeeper only after all other team players (   ) are defeated.

- Once the coach card is used it must be removed from the game.

- You must hold a minimum of 4 cards. Holding less cards? Refill till 4 cards at your next turn.

- Matching icons can attack/defend each other.

Attack	Defend
   	→    
	→ 
 	→ 
 	→ No defence

# Instruction video

Scan the QR-code and go directly to [www.madpartygames.com](http://www.madpartygames.com) to watch the instruction video.



MAD PARTY GAMES

MAD PARTY

GAMES

TOUZANI



@madpartygames



@madpartygames



@madpartygames